


How to access Purple Mash

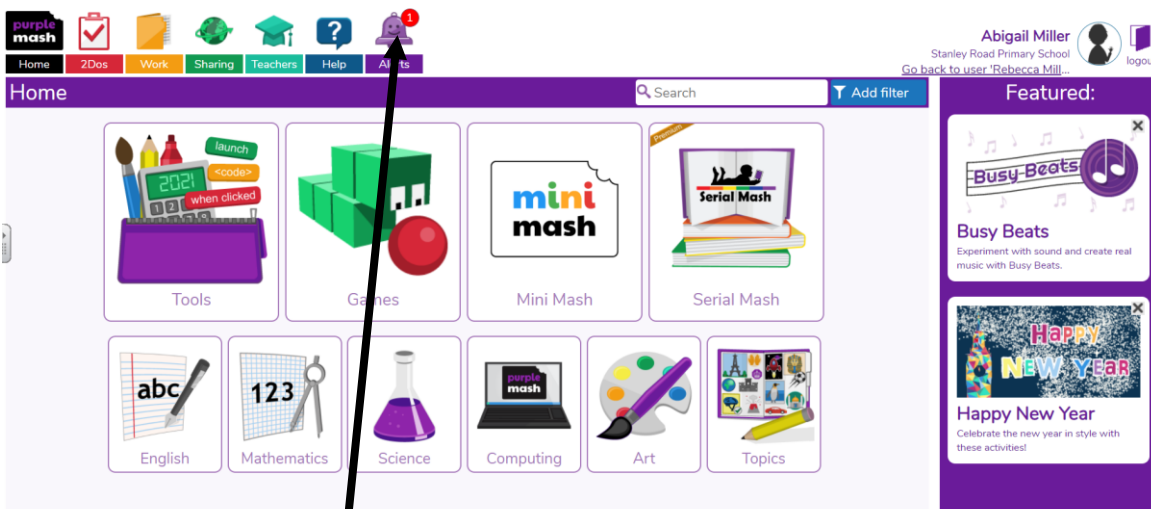
1. Type <https://www.purplemash.com/sch/stanleyroad> into the website address space at the top of your internet page. *(If you type this into google it is the first search result)*

The page will look like this:

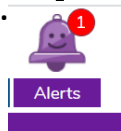


2. Enter your child's user name and password into the boxes and click 'log in'. *(Email your child's year group address if they do not remember or have these).*

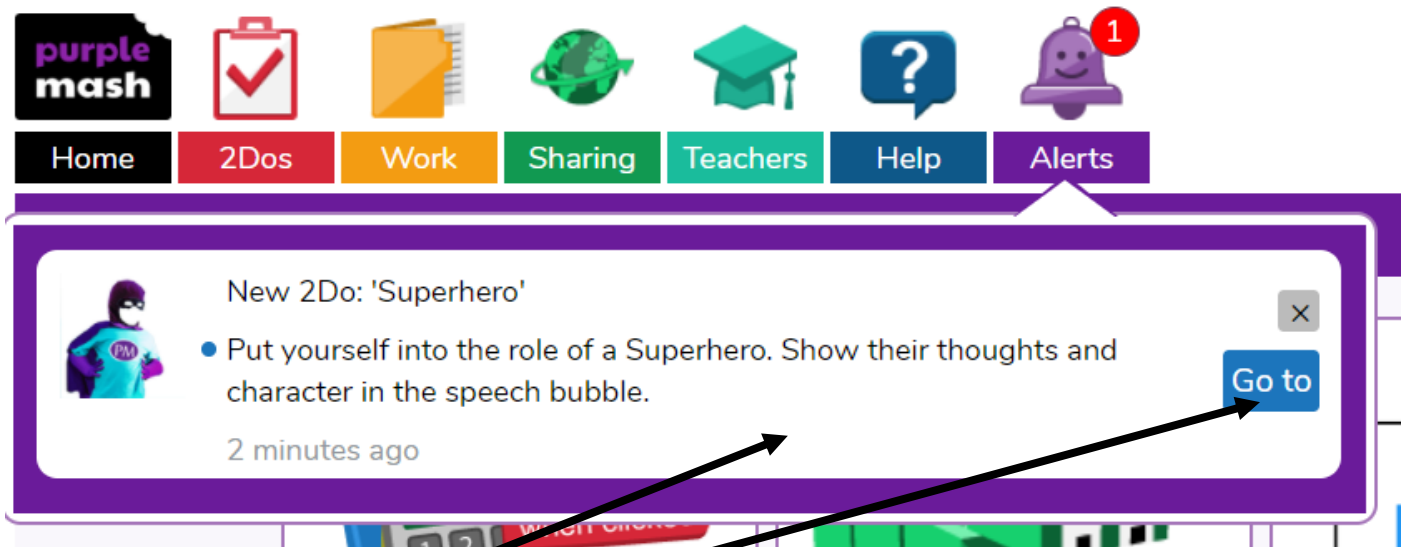
3.



You should see this. If your child has been set some work it will show at the top – by 'Alerts'.



Click on 'Alerts' to show the work to be completed.



You will see this box

Click 'Go to'

This will open the activity that has been set for your child.

If you or your child are not sure what to do to complete the activity please email the year group email for your child:

sr.y1homelearning@perryhallmat.co.uk

sr.y2homelearning@perryhallmat.co.uk

sr.y3homelearning@perryhallmat.co.uk

sr.y4homelearning@perryhallmat.co.uk

sr.y5homelearning@perryhallmat.co.uk

sr.y6homelearning@perryhallmat.co.uk

If you do email your child's teacher please remember to also include your child's name.

Work is also available on the school website:

<https://www.stanleyroad.worcs.sch.uk/resources-for-school-closure/>

(This website address will take to straight to the home learning page – scroll down to find your child's year group)

